

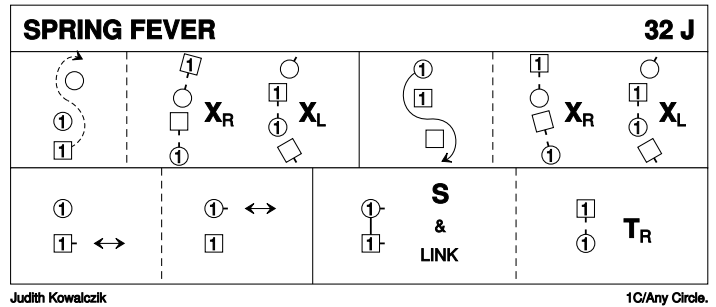
9th Bonn Spring Workshop 2024 Evening Social

1 SPRING FEVER J32 · 1C

Judith Kowalczyk · Crib: E-cribs · Diagram: Keith Rose's Diagrams

Big Circle, Man has Woman on his R

- 1- All W ½ Fig8 L (in front of P, behind next M and face him) ; Change place RH | Change place with P LH, all M face out
- 9- All M ½ Fig8 L (behind P, in front of next W and face her) ; Change place RH | Change place with P LH, all face in
- 17- All W A&R ; All M A&R
- 25- All S&Link with P ; turn P RH and meet new P.



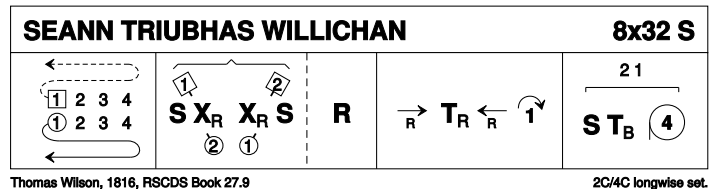
Judith Kowalczyk

1C/Any Circle.

2 SEANN TRIUBHAS WILLICHAN S32 · 2/4L

Thomas (19C) Wilson: RSCDS XXVII 9 · Crib: E-cribs · Diagram: Keith Rose's Diagrams

- 1- 1c cast off behind own lines and cast back
- 9- 1W+2M set and change places RH **while**{4} 1M+2W change places RH and set ; repeat
- 17- 1c lead down the middle | turn RH ; lead up and cast off to 2pl (2c up)
- 25- 2c+1c set | turn BH ; open into circle4 L.



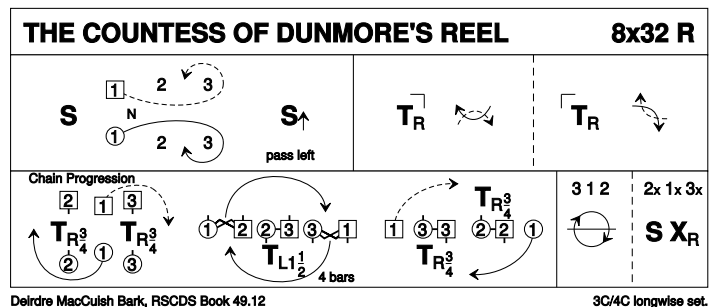
Thomas Wilson, 1816, RSCDS Book 27.9

2C/4C longwise set.

3 THE COUNTESS OF DUNMORE'S REEL R32 · 3/4L

Deirdre MacCulsh Bark: RSCDS XLIX 12 · Crib: E-cribs · Diagram: Keith Rose's Diagrams

- 1- 1c set | dance down (2c up) ; cast up round 3c | set advancing to face 1cnr
- 9- 1c turn 1cnr RH, pass Rsh; turn 2cns RH, pass Rsh to face out in 2pl (cnrs dance for {4}) (2,1,3)
- 17- [3C Chain Progression] 1c cast ¼ clw round set **while** 2c & 3c Turn RH ¾ | 2M+3W turn LH 1½ **while**{4} the others promenade clw ½ round set | 3c+2c turn RH ¾ **while** 1c dance clw to 2pl (3,1,2)
- 25- all chase ½ way clw ; set | cross RH (2,1,3)



Deirdre MacCulsh Bark, RSCDS Book 49.12

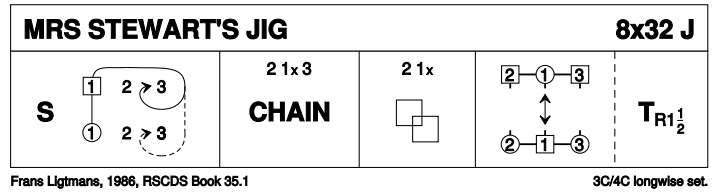
3C/4C longwise set.

3C Chain Progression was earlier known as Chaperoned Chain Progression

4 MRS STEWART'S JIG J32 · 3/4L

Frans Ligtmans: RSCDS XXXV 1 · Crib: E-cribs · Diagram: Keith Rose's Diagrams

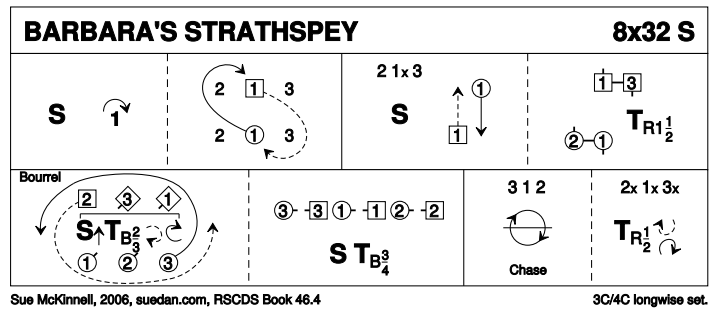
- 1- 1c set | 1W casts, 1M following, round 3W, 1W dances up round 3M and 1M dances up the middle, 1c face 3c (2c up on 7-8) (2,1x,3)
- 9- 2c+1c+3c G-Chain (2c cross), 2M+1M finish facing out
- 17- 2c+1c L-Chain
- 25- 2c+1c+3c A&R ; 1c turn RH 1½ to (2,1,3)



5 BARBARA'S STRATHSPEY S32 · 3/4L

Sue McKinnell: RSCDS XLVI 4 · Crib: E-cribs · Diagram: Keith Rose's Diagrams

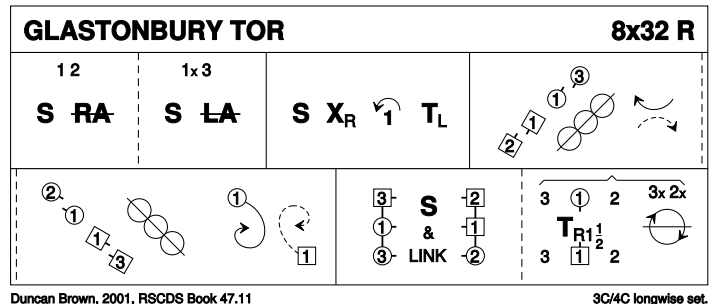
- 1- 1c set | cast (2c up) ; ½ Fig8 L (2,1x,3)
- 9- All set | 1c cross Rsh ; 1c+3c_{nr} turn RH 1½ (to 1,2,3 on M side, 2,3,1 on W side)
- 17- 3C Bourrel: 2W+3M chase cclw half round to midline **while{4}** 1M+3W & 2M+1W set adv | turn BH ¾ and pivot R, all facing P on midline (3,1,2) ; All set | All C turn BH ¾ to sidelines
- 25- All chase clw ½ round ; all turn P RH ½ and twirl R to (2,1,3)



6 GLASTONBURY TOR R32 · 3/4L

Duncan Brown: RSCDS XLVII 11 · Crib: E-cribs · Diagram: Keith Rose's Diagrams

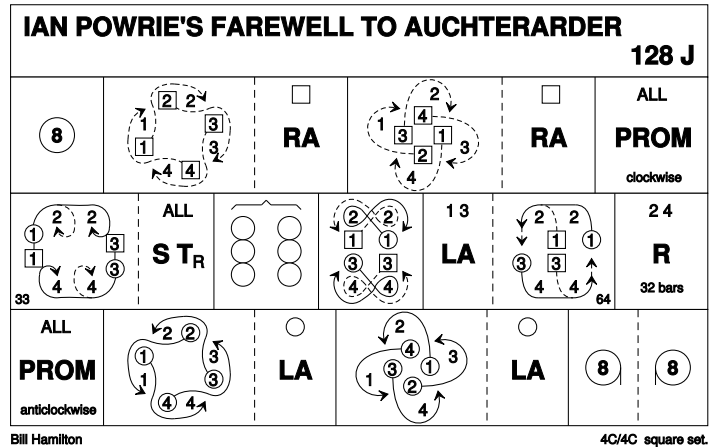
- 1- 1c+2c set | ½ RHA ; 1c+3c set | ½ LHA (2x,3x,1)
- 9- 1c set | cross RH ; cast up one (3c down) | turn LH to face 1c_{nr} (pos)
- 17- ½ diag Reel4 with 1c_{nr}s, pass Lsh ; ½ diag Reel4 with 2c_{nr}s, 1c curve R into facing lines of 3 across, 1M at top, 1W at bottom
- 25- All S&Link3 ; 1c turn RH 1½ **while{4}** c_{nr}s chase clw ½ round (2,1,3)



7 IAN POWRIE'S FAREWELL TO AUCHTERARDER J128 · 4S

Bill Hamilton: *Thirty Popular Dances, Volume Two · Crib: E-cribs · Diagram: Keith Rose's Diagrams*

- 1- Circle8 L and back
- 9- All W pass in front of P, dance behind next M ; RHA in the centre
- 17- All W cross in front of opposite M, dance behind next M ; RHA, joining P for
- 25- All Promenade once round clw (but see note)
- 33- 1c+3c (W following M) dance on 1 place clw and in (M round M, W round W) to face next couple ; set to and turn that person RH
- 41- Reels4 across
- 49- Fig8, 1c round 2c, 3c round 4c
- 57- 1c+3c LHA ; 1c/3c dance out Lsh round 2c/4c (M round M, W round W) and cclw to places
- 65-96 2c+4c repeat bars 33-64
- 97- All Promenade once round cclw
- 105- The Men repeat [9-24] cclw with LHA in the centre
- 120 Circle8 RIGHT and back (see note)
- 121-

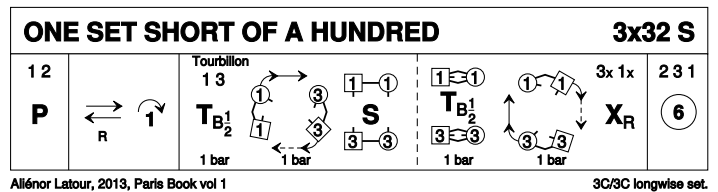


Note: This crib follows the current way of dancing. In the original instructions, the promenade [25-32] is cclw. Bill Hamilton said in 'hindsight' this promenade should be clw, but preferred not to change the official instructions. Bill disapproved of another variant, where the circle [121-128] is continued to the R only.

8 ONE SET SHORT OF A HUNDRED S32 · 3/3L

Aliénor Latour: *The Paris Book of Scottish Country Dances, volume 1 · Crib: E-cribs · Diagram: Keith Rose's Diagrams*

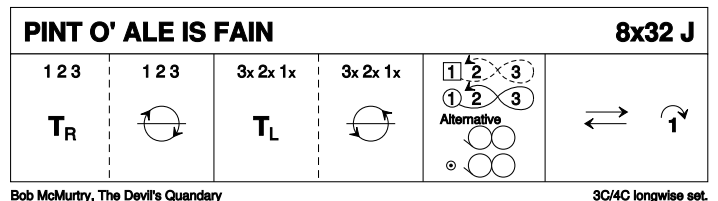
- 1- 1c+2c Pousette
- 9- 1c lead down {3}, up {3} and cast to 2pl (2c up) (2,1,3)
- 17- 1c+3c Tourbillon
- 25- Circle6 and back (2,3,1)



9 PINT O' ALE IS FAIN J32 · 3/4L

Bob McMurtry: *The Devil's Quandary · Crib: E-cribs · Diagram: Keith Rose's Diagrams*

- 1- All turn P RH ; chase clw ½ way (3x,2x, 1x)
- 9- All turn P LH ; chase cclw ½ way (1,2,3)
- 17- Lsh Reels 3 on the sides,
- 25- 1c lead down the middle{3} and back | cast off (2c up) (2,1,3)



For beginner dancers, replace [17-24] by "1c dance Lsh Fig8 on own side"

10 WILDE THING M64 · 3/4L

David G Queen · Crib: SCDDDB Contributed Cribbs & Diagrams

Strathspey

- 1-4 1c long cast to face 1st corners (2c up on 3-4)
- 5-16 Dance to corners and set (to face 3rd corner pos)
- 17-24 1st corners pass & twirl (1c pass RS) ; 2nd corners pass & twirl (1c pass RS to face 1st corner pos)
- 25-32 1c set to 1st corners | dance round RS to face 2nd corners ; 1c set to 2nd corners | dance round RS to (2, 1, 3)

Reel

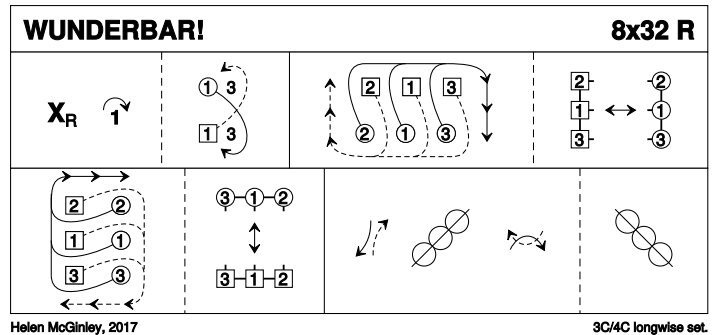
- 1-32 R bars 1-32 of Strathspey.

Each couple dance their first turn in Strathspey time and their second turn in Reel time.

11 WUNDERBAR! R32 · 3/4L

Helen McGinley · Crib: E-cribs · Diagram: Keith Rose's Diagrams

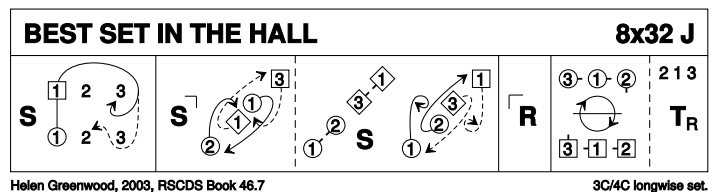
- 1- 1c cross RH | cast off (2c up) ; ½ Fig8 through 3c (2,1,3)
- 9- All pass P Rsh and chase ¼ clw into lines across ; All A&R up/down
- 17- All pass P Rsh and chase ¼ clw to sidelines ; All A&R (3x,1x,2x)
- 25- 1c+1cnrs ½ diag. Reel4, 1c pass P Rsh ; repeat with 2cnrs (to 2,1,3)



12 BEST SET IN THE HALL J32 · 3/4L

Helen Greenwood: RSCDS XLVI 7 · Crib: E-cribs · Diagram: Keith Rose's Diagrams

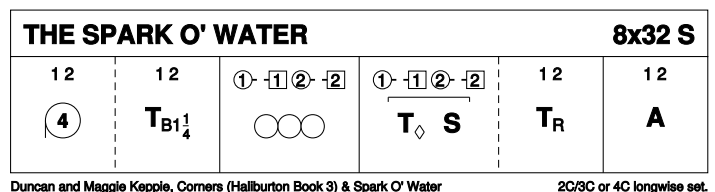
- 1- 1c set | 1W (1M follows) casts off 2, crosses, W dances up behind M line, and M dances up the middle, 1c face 1cnr (2c up)
- 9- 1c set to 1cnr | 1c cast Rsh round each other to 3cnr position **while{2}** 1cnrs dance into centre, and swivel R to face own cnr ; repeat, 1cnrs finishing in exchanged places, and 1c facing 2cnr
- 17- Repeat with 2cnrs (3x,1x,2x)
- 25- All chase clw ½ round ; all turn RH. (2,1,3)



13 SPARK O'WATER S32 · 2/3L

Maggie & Duncan Keppie: Haliburton SCD Book #3: Corners · Crib: E-cribs · Diagram: Keith Rose's Diagrams

- 1- 1c+2c Circle4 L ; 1c & 2c turn P BH 1 ¼ to midline
- 9- Reel4
- 17- 1c & 2c Petronella | set ; turn P RH into allemande hold
- 25- 2C Allemande (2,1)



14 IT'S SPRING AGAIN R32 · 3/4L

Marilyn Watson: Stepping Out Part 3 - More advanced SCDs for beginners (Original) · Crib: E-cribs · Diagram: Keith Rose's Diagrams

- 1- 1c lead down the middle (2c up) ; and up to face 1cnrs
- 9- 1c+1cnrs set and turn BH to face 2cnrs ; 1c+2cnrs set and turn BH to 2plx (2,1x,3)
- 17- Reels3{6} on sides (Lsh to 1cnr) | 1c cross RH (2,1,3)
- 25- Circle6 and back

