

# 8th Bonn Spring Workshop 2023 Evening Social

## 1 SPRING FEVER J32 · 1C

Judith Kowalczyk · Crib: E-cribs

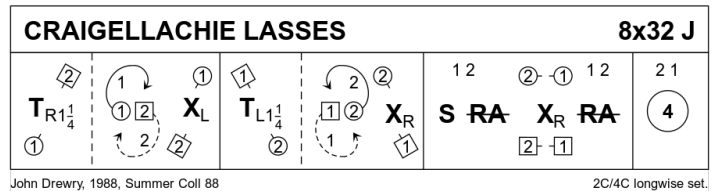
Big Circle, Man has Woman on his R

- 1-- All W ½ Fig8 L (in front of P, behind next M and face him) ; Change place RH | Change place with P LH, all M face out
- 9-- All M ½ Fig8 L (behind P, in front of next W and face her) ; Change place RH | Change place with P LH, all face in
- 17-- All W A&R ; All M A&R
- 25-- All S&Link with P ; turn P RH and meet new P.

## 2 CRAIGELLACHIE LASSES J32 · 2/4L

John Drewry: Summer Collection 1988 · Crib: MiniCribs · Diagram: Keith Rose's Diagrams

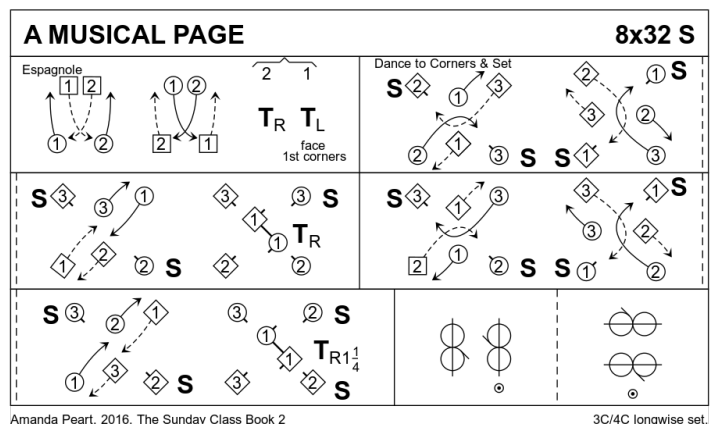
- 1-8 1M+2L turn RH 1.1/4 times, dance out behind partner (RSh) & cross LH back to places
- 9-16 1L+2M turn LH 1.1/4 times, dance out behind partner (LSh) & cross RH back to places
- 17-24 1s+2s set, dance 1/2 RH across, change places RH on sides & dance 1/2 RH across
- 25-32 2s+1s circle 4H round & back



## 3 A MUSICAL PAGE S32 · 3/4L

Amanda Peart: The Sunday Class Dance Book 2 · Crib: MiniCribs · Diagram: Keith Rose's Diagrams

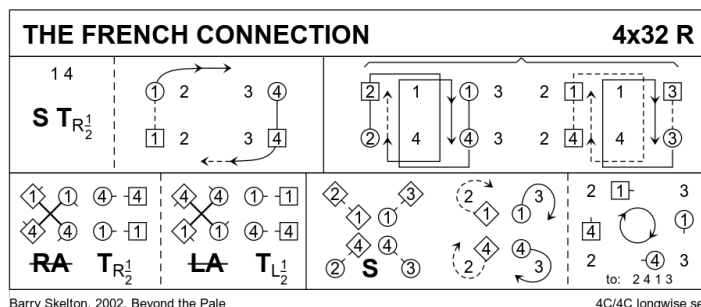
- 1-8 1s+2s dance "Espagnole". 1s end facing 1st corners
- 9-14 Dance to Corners & Set: (6 bars): Couple in middle change places with corners passing RSh, corners pass RSh in middle with a 1/4 turn to right to face next corner **while** supporting corners set (2 bars). Repeat 2 more times to end with corners in diagonally opposite place and 1s meet again in the middle.
- 15-16 1s turn RH to face 3rd corner position **while** others set
- 17-22 Repeat bars 9-14 of Dance to Corners & Set: Couple in middle change places with corners passing RSh, corners pass RSh in middle with a 1/4 turn to right to face next corner **while** supporting corners set (2 bars). Repeat 2 more times to end with corners in diagonally opposite place and 1s meet again in the middle.
- 23-24 1s turn 1.1/4 RH to face 4th corner position **while** others set
- 25-32 1/2 reels of 3 across (1L RSh to 3M at top, 1M RSh to 2L). 1/2 reels of 3 on sides (1L down RSh to 2L, 1M up RSh to 3M) End 2 1 3



## 4 THE FRENCH CONNECTION R32 · 4/4L

Barry Skelton: *Beyond the Pale* · Crib: *MiniCribs* · Diagram: *Keith Rose's Diagrams*

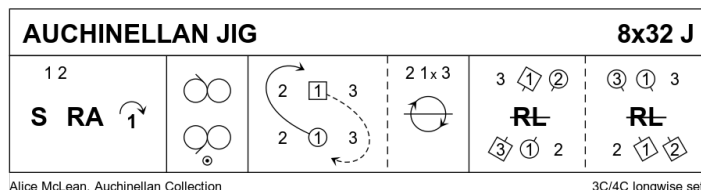
- 1-8** 1s & 4s set & 1/2 turn RH; 1M followed by partner casts down to 3rd place (1M to 3L place, 1L to 2L place) **while** 4L followed by partner casts up to 2nd place (4L to 2M place, 4M to 3M place, 2s & 3s step up/down bars 7-8)
- 9-16** Interlocking Squares:  
Couples in 1st & 3rd places (2s+1M+4M) dance round in a square clockwise **while** Couples in 2nd & 4th places (3s+1L+4L) dance round in a square clockwise  
End - Ladies's side: 2L 1L 1M 3L, Men's side: 2M 4L 4M 3M
- 17-20** 1s & 4s (middle couples) dance 1/2 RH across & 1/2 turn RH
- 21-24** 1s & 4s dance 1/2 LH across & 1/2 turn LH to face corner person
- 25-32** All set, then 1s & 4s pass corner person RSh & dance clockwise round to end in 3rd/2nd place. Finish 2 4 1 3



## 5 AUCHINELLAN JIG J32 · 3/4L

Alice McLean: *The Auchinellan Collection* · Crib: *E-cribs* · Diagram: *Keith Rose's Diagrams*

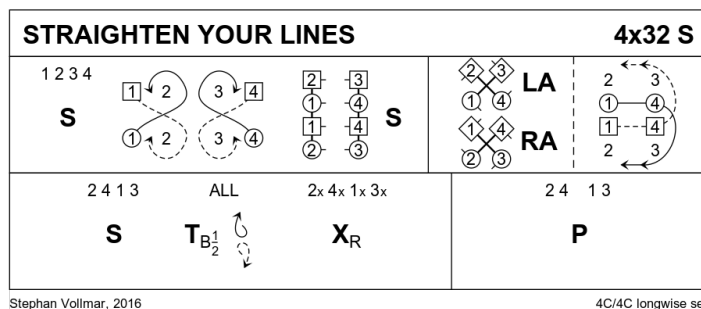
- 1-** 1c+2c set | RHA | 1c cast as 2c dance up (2,1,3)
- 9-** Mirror Reels3 on own side, 1c start in and down
- 17-** 1c 1/2 Fig8 Left (M up, W dn) ; all chase clw 1/2 round (3x,1,2x)
- 25-** Diagonal R&L



## 6 STRAIGHTEN YOUR LINES S32 · 4/4L

Stephan Vollmar · Crib: *E-cribs* · Diagram: *Keith Rose's Diagrams*

- 1--** All set | 1c (crossing) 1/2 Fig8 round 2c (and 4c likewise round 3c), finishing between them in facing lines across NHJ | All set to opposite
- 9--** 2W+1M+4M+3W LHA **while{4}** 2M+1W+4W+3M RHA ; 4c with 1c following lead down LH, cross between 3c and cast up (2c up and 3c down) to (2,4,1,3)
- 17--** All set | All turn P BH 1/2 and twirl to opposite side All cross RH (2,4,1,3)
- 25--** 2c+4c & 1c+3c Poussette



## 7 TICK TOCK GOES THE CLOCK J32 · 3/4L

Viktor Lehmann · Crib: SCDDDB Contributed Cribbs & Diagrams

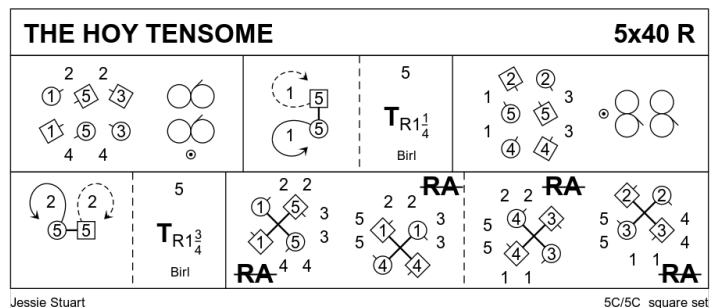
- 1-4** 1s cast, pass LS to face 1st crnr, back to back with partner
- 5-16** "TickTock" (4 bar pattern, to be danced three times): center dancers change places RH with crnrs on the diagonal & set, with new center dancers (back to back) move on one crnr CLW; **while** free crnrs 1/2 chase CLW to change places. (Positions on bar 16: 2L+3L in top places, 2M+3M in bottom places, all moved 1 plc CCLW, 1s back to back in the center, face 2nd crnr positions)
- 17-20** 1s+3L+2M 1/2 reel on 2nd diagonal (to 2x 1x 3x).
- 21-24** All set and XR.
- 25-32** All circle for 4 slip steps, then set turning on the spot pulling RS back to face CLW, chase (to 2 1 3).

## 8 THE HOY TENSOME R40 · 5S

Jessie Stuart: Mair Dances Fae Hoy · Crib: MiniCribbs · Diagram: Keith Rose's Diagrams

Square set - 5s in centre facing 1s

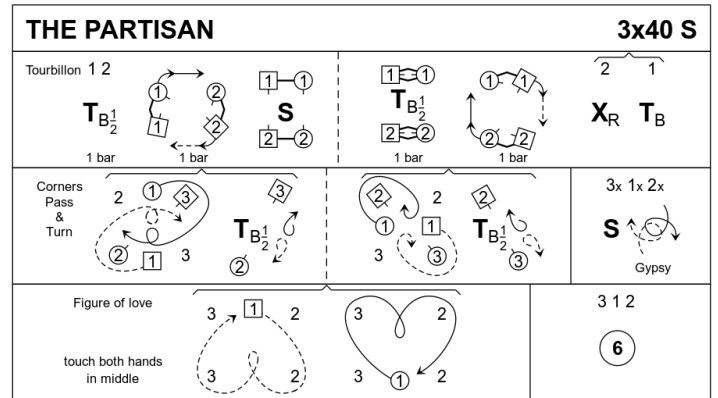
- 1-8** 1s+5s+3s dance parallel RSh reels of 3 up/down set (1s+5s pass RSh to start)
- 9-16** 5s dance up between 1s, divide & cast round 1s to meet in centre & turn 1.1/4 RH (or birl) to face 2s
- 17-24** 2s+5s+4s dance parallel RSh reels across (2s+5s pass RSh to start)
- 25-32** 5s dance out between 2s, divide & cast round 2s to meet in centre & turn 1.3/4 RH (or birl) to face 1s
- 33-40** 5s+1s dance 1/2 RH across, 1s+4s repeat, 4s+3s repeat, 3s+2s repeat. 2s now in centre facing new 1s ready to repeat



## 9 THE PARTISAN S40 · 3/3L

Violaine Eysseric · Crib: E-cribs · Diagram: Keith Rose's Diagrams

- 1-- 1c+2c The Tourbillon. On [7-8] 1c turn BH and face 1cnrs (2,1x,3)
- 9-- »Modified Corners Pass and Turn« on 1diag [: same as Corners Pass and Turn except that cnrs turn BH ½, face each other and cast away to exchanged places. 1c pass P RSh in centre and pivot R to face 2cnrs] ; repeat [9-12] on 2diag. On [15-16] 1c meet P in centre and pivot R to 2plx (3x,1x,2x)
- 17-- All set | all »RSh Turn« 1½ [: dance RSh round P to own sides] (3,1,2)
- 25-- 1c »Figure of Love« L [: 1c ½ Fig8 L, meet P in centre, touch BH and pivot RSh back ½ ; dance RSh round 1cnr[pos] to 2pl] (3,1,2)
- 33-- Circle6 and back (3,1,2)



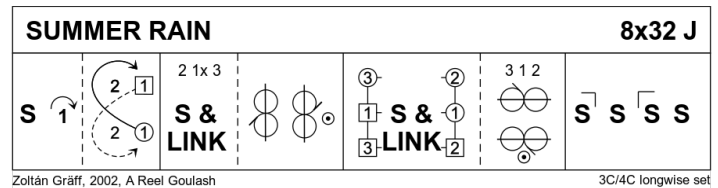
Note:

»RSh Turn« (Right Shoulder Turn) is also known as Gypsy Turn, a term now considered offensive by some.

## 10 SUMMER RAIN J32 · 3/4L

Zoltán Gräff: A Reel Goulash · Crib: E-cribs · Diagram: SCDDDB Contributed Cribs & Diagrams

- 1-- 1c set | cast (2c up) ; ½ Fig8 round 2c (2,1x,3)
- 9-- All S&Link ; 1W+3c & 1M+2c ½ Reels3 across, 1c Lsh to 4cnr
- 17-- All S&Link (3,1,2) ; ½ Reels3 on the sides 1c Lsh to 3cnr, 1c finish facing 1cnr
- 25-- Set H&G (2,1,3)

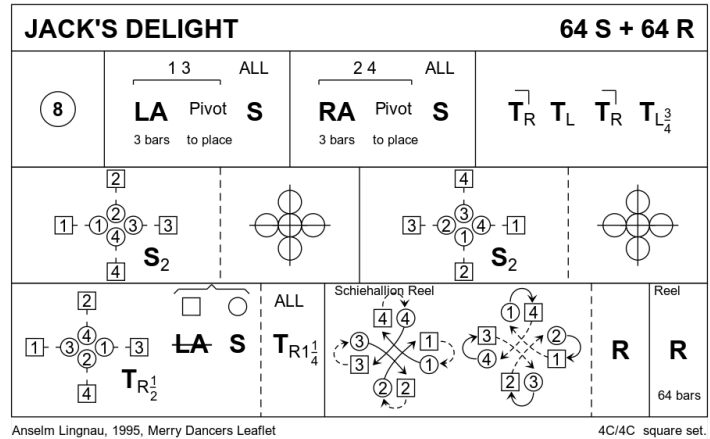


# 11 JACK'S DELIGHT M128 · 4S

Anselm Lingnau: Merry Dancers Leaflets · Crib: E-cribs · Diagram: Keith Rose's Diagrams

## Strathspey

- 1- All circle8 and back.
- 9- 1c+3c LHA {3}, swivel L and cast out to own place | all C set NHJ
- 17- 2c+4c repeat, with RHA and swivel R | all C set NHJ
- 25- All turn cnr RH | P LH ; cnr RH | P ¾ LH to finish all M BtoB in the middle facing P on the outside
- 33- All set to P with a suitable Strathspey setting step (e.g., Rocking Step). ; All ½Reels4 across, W giving brief LHA in the middle, the M end BtoB in the middle facing one position cclw from own place (ie facing their corner)
- 41- Repeat 33-40 to finish all W in own place and M facing opposite W.
- 49- All C turn RH ½ | all W ½ LHA **while{2}** all M set ; All C 1 ¼ turn RH to finish M facing in, W out for
- 57- Half Schiehallion reel, to original places.



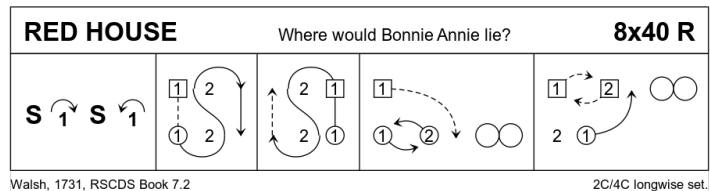
## Reel

- 1-64 Repeat bars 1-64 of Strathspey, substituting a suitable Reel setting step (e.g., two pas de basque and four spring points) in bars 33-36 and 41-44.

# 12 RED HOUSE R40 · 2/4L

Playford: RSCDS VII 2 · Crib: E-cribs · Diagram: Keith Rose's Diagrams

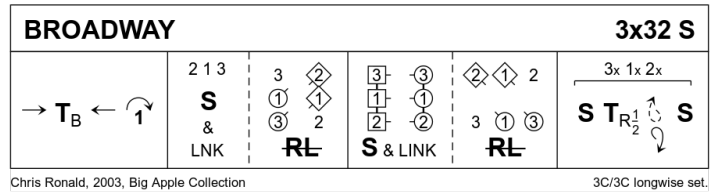
- 1- 1c set and cast off one ; set and cast back
- 9- 1M cast off (1W follows) behind 2M, between 2c, behind 2W and cross to finish below 2M/2W
- 17- 1W cast up (1M follows) behind 2W, between 2c, behind 2M and cross to finish 1c in own places
- 25- 1c+2M Reel3 on M sideline (1M & 2M begin Lsh, 1W entering below them ; 1M+2M end in exchanged places, 1W in own place
- 33- 1c+2W Reel3 on W sideline (1W & 2W begin Rsh, 1M entering below them, finish (2,1)



### 13 BROADWAY S32 · 3/3L

Chris Ronald: *The Big Apple Collection* · Crib: *E-cribs* · Diagram: *Keith Rose's Diagrams*

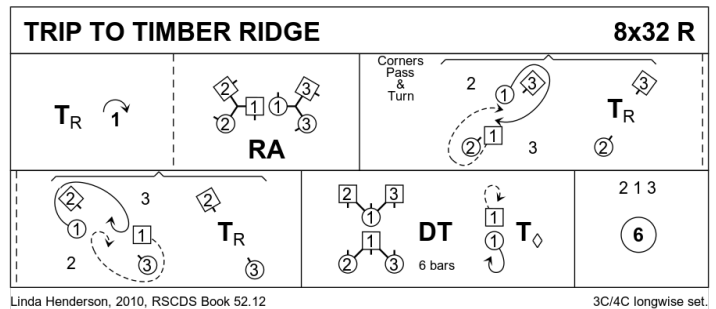
- 1-- 1c dance down | turn BH ; dance up and cast to 2pl (2c up) (2,1,3)
- 9-- S&Link3 into lines across ; Half Diag R&L to the L (in each line only the middle and RH persons dance)
- 17-- S&Link3 to sidelines; Half Diag R&L to the L (in each line only the middle and RH persons dance) (3x,1x,2x)
- 25-- All set | All turn P ½ RH and twirl to sideline | All set



### 14 TRIP TO TIMBER RIDGE R32 · 3/4L

Linda Henderson: *RSCDS LII 12* · Crib: *E-cribs* · Diagram: *Keith Rose's Diagrams*

- 1-- 1c turn RH | cast (2c up) ; 1W+2c & 1M+3c RHA, 1c facing 1cnrs at end
- 9-- Corners Pass and Turn, on [16] 1c pull Rsh back to finish BtoB in centre facing opposite side
- 17-- DTr, on [23-24] 1c Petronella turn to 2pl (2,1,3)
- 25-- Circle6 and back



### 15 CONTACT: TANZEN@SKUA-DUBH.DE