

11th Bonn Spring Workshop, 21 March 2026: Evening Social

1 RITE OF SPRING R32 · 3/4L

Bob McMurtry: *Dragonfly* · Crib: *E-cribs*

- 1- 1c cast off (2c up) | dance down between 3c and cast up (2,1,3) | 2c+1c turn P RH $\frac{3}{4}$ to midline
- 9- 2c+1c Reel4 on midline
- 17- 2c+1c Turn P RH $1\frac{1}{4}$, and 1c face out ; 1c turn 3c EH (with polite turn) to (2,1,3)
- 25- All dance BtoB and clap ; All turn RH (2,1,3)

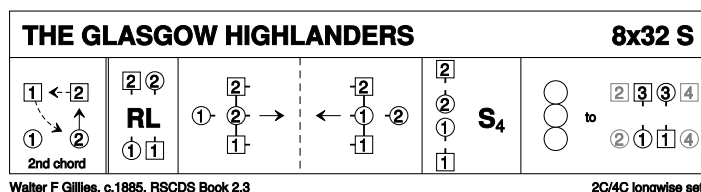
Danced as a jig

2 THE GLASGOW HIGHLANDERS S32 · 2/4L

RSCDS II 3 · Crib: *E-cribs* · Diagram: *Keith Rose's Diagrams*

2 chords. On 2nd chord 1W crosses down to R of P, 2W moves 1 place up and 2M crosses to her place, so 1c faces 2c across.

- 1- 1c+2c R&L, finish with 2M between 2W & 1W facing down and NHJ, 1M behind him
- 9- 1W+2M+2W dance down the middle, 1M following ; all turn (W inwards, M R about) 1M NHJ with the women, and 2M following, dance up to finish in line across, the W on the sidelines facing P in the middle (1c on M side)
- 17- 1c+2c set to P: Glasgow Highlanders step (M may do some other Highland step)
- 25- Reels4 {6} across the dance | 1c lead down the M side and 2c up the W side to face next couple. On reaching the top, 2c waits inactive on own side ; on reaching the bottom 1c waits inactive on own side.

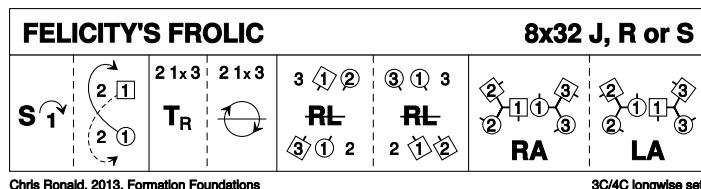


Notes: The RSCDS prescribes a 4c set, but the tradition is a longwise set 'for as many as will'.

3 FELICITY'S FROLIC R/J/S32 · 3/4L

Chris Ronald: *Formation Foundations* · Crib: *E-cribs* · Diagram: *Keith Rose's Diagrams*

- 1- 1c set | cast (2c up) ; $\frac{1}{2}$ Fig8 up (2,1x,3)
- 9- All turn P RH ; chase clw $\frac{1}{2}$ round (3x, 1,2x)
- 17- Diag R&L, first to the R, then to the L Cnrs make polite turns (2,1,3)
- 25- 2c+1W & 1M+3c RHA ; 2c+1M & 1W+3c LHA (2,1,3)

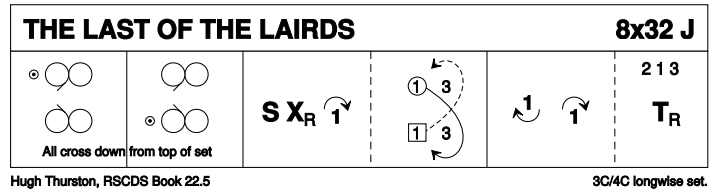


Danced as a reel

4 THE LAST OF THE LAIRDS J32 · 3/4L

Hugh A Thurston: RSCDS XXII 5 · Crib: E-cribs · Diagram: Keith Rose's Diagrams

- 1- 1c+2c+3c Reels3 on opposite side, all crossing from the top, 2c starts out and up (1x,2x,3x)
- 9- 1c+2c+3c Reels3 on own sides, all crossing back from the top (1,2,3)
- 17- 1c set, cross RH, cast off (2c up) ; cross down LH between 3c and cast up (2,1,3)
- 25- 1c dance to top and cast off ; all turn P RH (2,1,3)



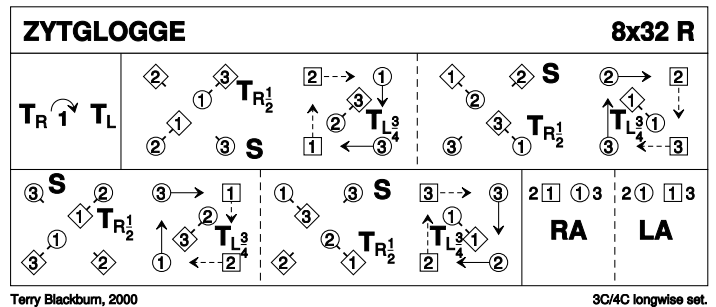
5 SO NEAR, AND YET SO FAR

SO NEAR, AND YET SO FAR (S32, 3/3L) devised on the occasion of Luisa and Krzysztof's wedding +++ 1-8 1c long cast to 2nd place (2c up on 3-4); 1c pass RSh and face each other, twirl out to opp side (end facing out) ++ 9-16 2c+1c+3c (chaperoned) chain progression (1c ending in the middle, RSh almost touching, L above M)[3 1M 1] ++ 17-24 1L+3c (top) and 1M+2c (bottom) LHA, continue into Snake pass [2, 1x, 3] ++ 25-32 1c turn BH (2), dance down (2) (3s up on 27-28); 1c turn BH 1 1/2 (4) [to 2, 3, 1]

6 ZYTGLOGGE R32 · 3/4L

Terry Blackburn: Collecta Ursis · Crib: E-cribs · Diagram: Keith Rose's Diagrams

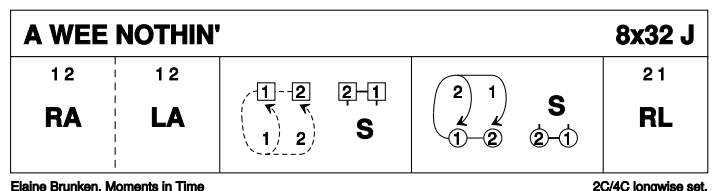
- 1- 1c turn RH | cast (2c up) ; turn LH to face 1cnr
- 9- 1c+1cnrs turn RH 1/2 **while{2}** 2cnrs set | 1c+2cnrs chase 1 place clw **while{2}** 1cnrs turn LH 3/4 to face 1c on 2diag ; Repeat figure from new places (1c now faces 3cnr position)
- 17- Repeat [9-16], 1c finish LH turn with M below W and facing 1cnr
- 25- Teapots R ; and L (2c+1W & 1M+3c RHA ; 1c pass Rsh and repeat LHA with other couple) (2,1,3)



7 A WEE NOTHIN' J32 · 2/4L

Elaine Brunken: Between the Rivers · Crib: E-cribs · Diagram: Keith Rose's Diagrams

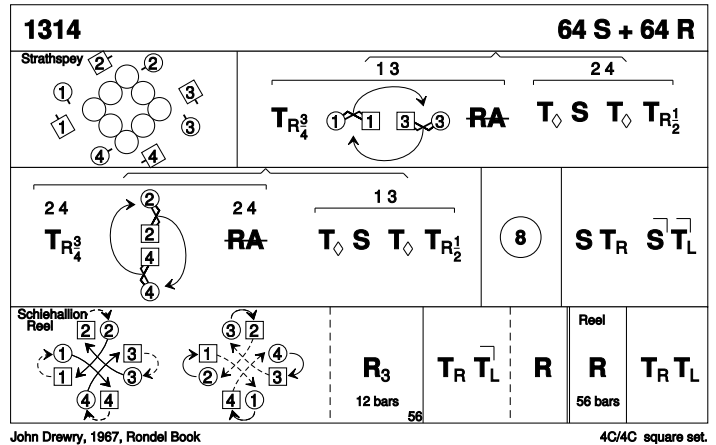
- 1- 1c+2c RHA ; LHA
- 9- 1W followed by 2W cross behind M side, 2W goes round 1M and 1W round 2M to dance across to W side having change places | 2W+1W set
- 17- 1M followed by 2M repeat symmetric pattern [9-16]
- 25- 2c+1c R&L, ending with polite turn before starting again.



8 1314 (THIRTEEN-FOURTEEN) M128 · 4S

John Drewry: *Rondel Book of SCD · Crib: E-cribs · Diagram: Keith Rose's Diagrams*

- 1- All dance interlocking RSh Reels4
- 9- 1c+3c turn P $\frac{3}{4}$ RH | Promenade clw $\frac{1}{2}$ round set | $\frac{1}{2}$ RHA to places **while(8)** 2c+4c (face P) Petronella Turn | set (others pass between) ; Petronella Turn | turn RH $\frac{1}{2}$ to places
- 17- Repeat with exchanged figures (1c+3c Petronella Turn etc ; 2c+4c turn $\frac{3}{4}$ RH, etc)
- 25- Circle8 and back
- 33- All C set to and turn P RH ; set to and turn cnr LH (and W face out)
- 41-56 Schiehallion reel
- 57- All C turn P RH | turn cnr LH ; repeat



Reel

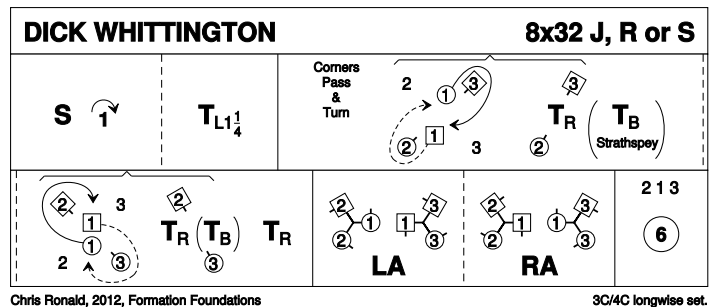
- 65-120 Repeat [1-56] in reel time
- 121- All C turn R elbow grip ; turn L elbow grip (or 8 bars R elbow grip)
- 128

Break

9 DICK WHITTINGTON R/J/S32 · 3/4L

Chris Ronald: *Formation Foundations · Crib: SCDDDB Contributed Cribs & Diagrams · Diagram: Keith Rose's Diagrams*

- 1- 8 1s set, cast off 1 place, & turn LH $1\frac{1}{4}$ times to face 1st corners
- 9-12 1s dance pass and turn with 1st corners, & pass RSh in middle
- 13-16 1s dance pass and turn with 2nd corners, & turn RH $\frac{3}{4}$ to finish in centre, M above L
- 17-24 LH across, 1M with 2s, 1L with 3s; 1s pass LSh and dance RH across at other end
- 25-32 2s+1s+3s circle 6H round & back

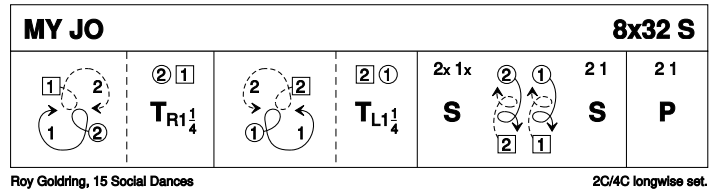


Danced as a jig

10 MY JO S32 · 2/4L

Roy Goldring: 15 Social Dances · Crib: E-cribs · Diagram: Keith Rose's Diagrams

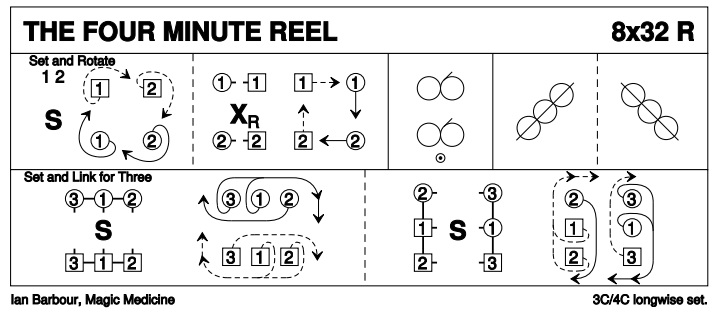
- 1- 1W+2M advance {1}, pull back Rsh and cast R round standing dancer ; turn RH 1¼ to exchanged places
- 9- 1M+2W repeat Lsh, L and LH (2x,1x)
- 17- 2c+1c set | pass P Rsh (no hand) and face P in middle ; spiral R to sideline | set (2,1)
- 25- 2c+1c Poussette (2,1)



11 THE FOUR MINUTE REEL R32 · 3/4L

Ian Barbour: Magic Medicine · Crib: E-cribs · Diagram: Keith Rose's Diagrams

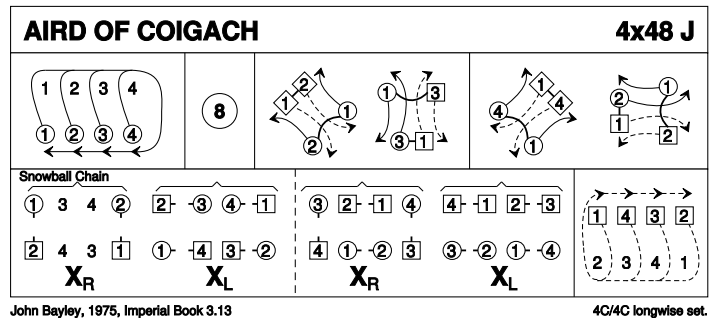
- 1- 1c+2c Set&Rotate (set | cast 1 place clw ; change place RH with P | chase 1 place clw)
- 9- Reels3 on own side, Rsh to 2c, finish facing 1cnr
- 17- ½Reel4 with 1cnrs ; repeat with 2cnrs (to 3x,1x,2x)
- 25- 2c+1c+3c S&Link3 twice (2,1,3)



12 AIRD OF COIGACH J48 · 4/4L

John Bayley: Imperial Book of Scottish Country Dances - Volumes 1-3 · Crib: E-cribs · Diagram: Keith Rose's Diagrams

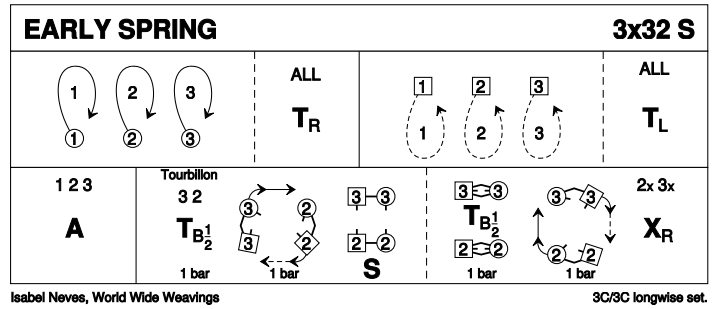
- 1- All four men cross above P, cast below 4W and back up own side to 4,3,2,1
- 9- All circle8 and back, end in a square set, with the dancers spaced equally around the circle.
- 17- 1M+LH person (=2M) & 1W+LH person (=2W) dance as pairs diagonally across the circle (1M pair forms arch, 1W pair passes under) through opposite places, divide and 1M & 1W cast R to pick up next person on left in the circle ; 1W+3M & 1M+3W repeat across
- 25- 1W+4W & 1M+4M repeat diagonally ; 1W+2M & 1M+2W repeat up and down
- 33- Top and bottom couples cross RH to start 4 changes of a snow ball chain, to finish Men 2,3,4,1 and Women 1,4,3,2
- 41- All women cross below opposite man, cast up round top and down own side to longwise set 2,3,4,1



13 EARLY SPRING S32 · 3/3L

Isabel Neves: World Wide Weavings · Crib: SCDDDB Contributed Cribbs & Diagrams · Diagram: Keith Rose's Diagrams

- 1- 8 | 1M+2M+3M dance RSh round partners & 1s+2s+3s turn RH
- 9-16 | 1L+2L+3L dance LSh round partners & 1s+2s+3s turn LH ending LH joined facing up
- 17-24 | 1s+2s+3s dance Allemande
- 25-32 | 3s + 2s dance Tourbillon



14 IT'S SPRING AGAIN R32 · 3/4L

Marilyn Watson: Stepping Out Part 3 - More advanced SCDs for beginners (Original) · Crib: E-cribs · Diagram: Keith Rose's Diagrams

- 1- | 1c lead down the middle (2c up) ; and up to face 1cnrs
- 9- | 1c+1cnrs set and turn BH to face 2cnrs ; 1c+2cnrs set and turn BH to 2plx (2,1x,3)
- 17- | Reels3{6} on sides (Lsh to 1cnr) | 1c cross RH (2,1,3)
- 25- | Circle6 and back

